

Summary of the  
Key Local Monetary  
and Banking Indicators

May 2024



This monthly bulletin recaps on the key monetary and banking developments in the State of Kuwait as at the end of May 2024 compared to May 2023 (comparative month), the most prominent of which:

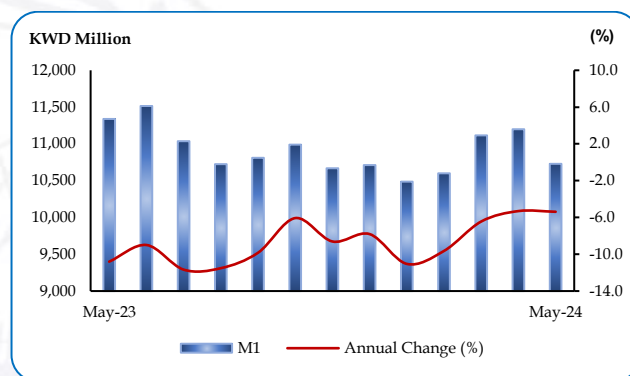
- Money Supply in its Broad Sense (M2) increased by 1.5% to KWD 40.14 billion.
- The total local banks' assets grew by KWD 3.55 billion (4.2%).
- The net foreign assets in the local banks went up by KWD 3.05 billion (29.1%).
- The utilized cash portion of credit facilities to residents increased by KWD 1.59 billion (3.4%).
- The total residents' deposits with local banks went up by KWD 0.98 billion (2.0%). Likewise, the resident private sector's deposits increased by KWD 0.62 billion (1.6%).

## I. Monetary Developments (Money Supply)

### 1. Money Supply (M1):

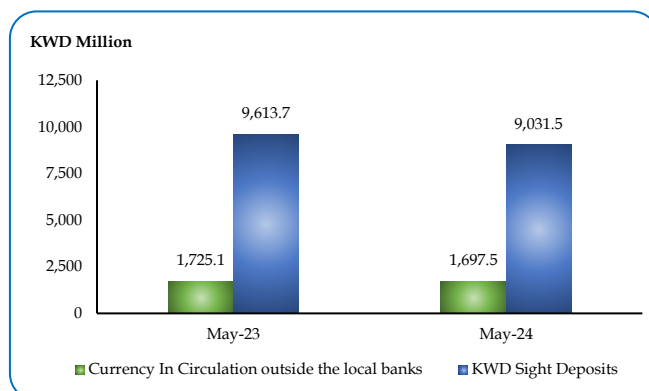
Money Supply in its Narrow Sense "Narrow Money" (M1) contracted by KWD 0.61 billion (5.4%) to KWD 10.73 billion at the end of May 2024 against KWD 11.34 billion at the end of the comparative month due to the unceasing decline of the Narrow Money (M1) on an annual basis since August 2022.

Figure (1): Narrow Money (M1)



This was mainly attributed to the decrease in both **KWD sight deposits** by KWD 0.58 billion (6.1%) to KWD 9.03 billion, and **currency in circulation outside the local banks** by KWD 0.03 billion (1.6%) to KWD 1.70 billion.

Figure (2): Narrow Money Components



## 2. Developments and Components of Money Supply (M2):

M2 increased by KWD 0.59 billion (1.5%) to KWD 40.14 billion at the end of May 2024 against KWD 39.54 billion at the end of the comparative month. This gain resulted from the rise in Quasi-Money (KWD saving deposits, KWD time deposits and deposits in foreign currency) by KWD 1.20 billion (4.3%) on one end, against a drop in Narrow Money (M1) by KWD 0.61 billion (5.4%) on the other.

Figure (3): Broad Money (M2)

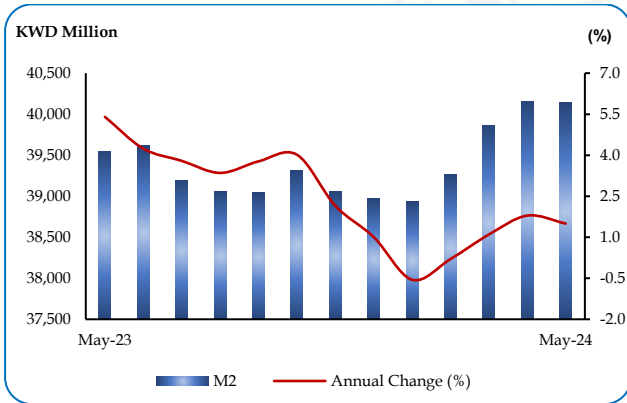
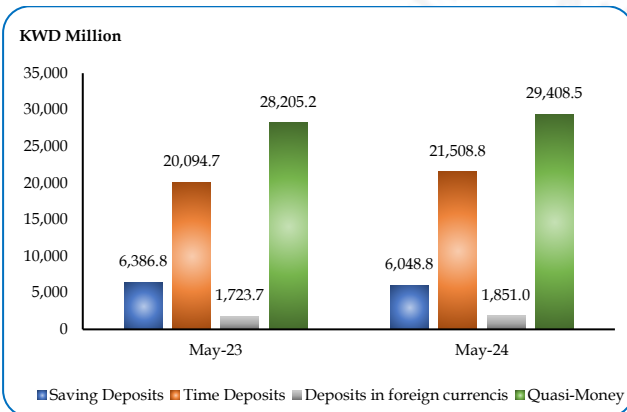


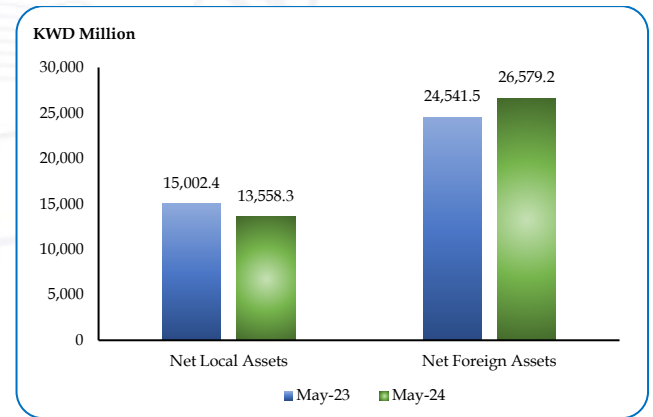
Figure (4): Quasi-Money Developments and Components



Considering the combined monetary survey of CBK and the local banks, (M2) can be calculated according to the factors affecting it, namely (a) **Net Local Assets** (that includes net claims of CBK and local banks on government, public institutions and private sector minus government's deposits and accounts, and other "net"), and (b) **Net Foreign Assets** with CBK and local banks.

The relevant data indicate that the rise in M2 by the end of May 2024 was driven by the **increase in net foreign assets** by KWD 2.04 billion, i.e. 8.3% (as net foreign assets with local banks increased by KWD 3.05 billion, i.e. 29.1%, and net foreign assets with CBK decreased by KWD 1.01 billion, i.e. 7.2%), and the **decrease in net local assets** by KWD 1.44 billion, i.e. 9.6%.

Figure (5): Factors affecting Broad Money (M2)

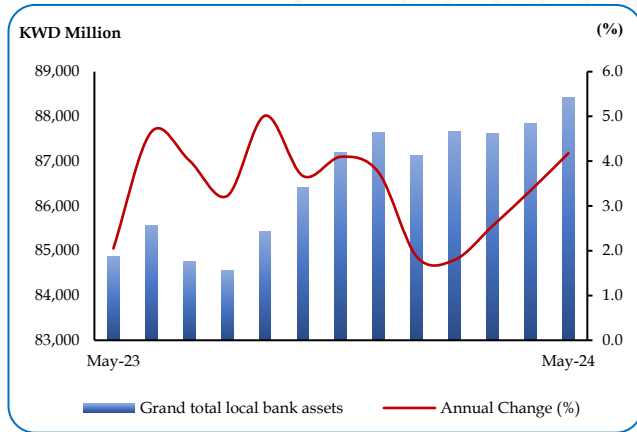


## II. Banking Developments (at the Activity Level of Local Banks and their Branches inside the State of Kuwait)

### 1. Local Banks' Assets:

Total assets of local banks grew by KWD 3.55 billion (4.2%) to KWD 88.41 billion at the end of May 2024 against KWD 84.87 billion at the end of the comparative month. This was mainly driven by the rise in **foreign assets** by KWD 2.71 billion (11.9%) to KWD 25.39 billion, **claims on private sector** by KWD 1.43 billion (3.2%) to KWD 45.89 billion, **interbank deposits** by KWD 0.31 billion (26.0%) to KWD 1.49 billion, **loans to banks** by KWD 0.26 billion (31.7%) to KWD 1.08 billion, **other assets** by KWD 0.35 (12.8%) to 3.10 billion, and **cash** (cash in local banks vaults) by KWD 0.08 billion (21.6%) to 0.43 billion.

Figure (6): Developments in Local Banks Assets

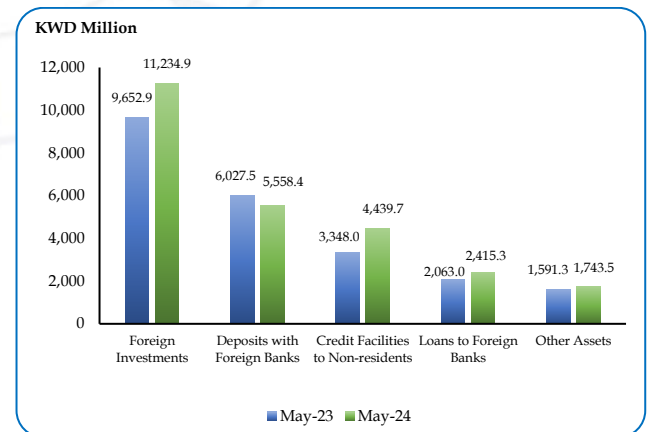


On another front, claims on government, claims on CBK, and claims on the public institutions fell by 17.8%, 16.3%, 3.6%, respectively (in descending order based on the percentage of decline).

**Claims on private sector** represents the main source of local banks' assets. These claims accounted for 51.9% of the local banks' total assets in May 2024 against 52.4% at the end of the comparative month. **Foreign assets** came next accounting for 28.7% of the local banks' total assets at the end of May 2024 against 26.7% at the end of the comparative month.

The rise in foreign assets came from the rise in the balances of credit facilities to non-residents, foreign investments, loans to foreign banks and other assets by 32.6%, 16.4%, 17.1% and 9.6%, respectively (in descending order based on the percentage of increase) on one hand, and the decline in deposits with foreign banks by 7.8% on the other.

Figure (7): Foreign Assets in Local Banks



Data indicate that **net foreign assets with local banks increased** by KWD 3.05 billion (29.1%) to KWD 13.55 billion at the end of May 2024 against KWD 10.50 billion at the end of the comparative month. This rise was mainly due to the increase in foreign assets by KWD 2.71 billion (11.9%) on one end, and decline in foreign liabilities by KWD 0.34 billion (2.8%) on the other.

Figure (8): Net Foreign Assets in Local Banks

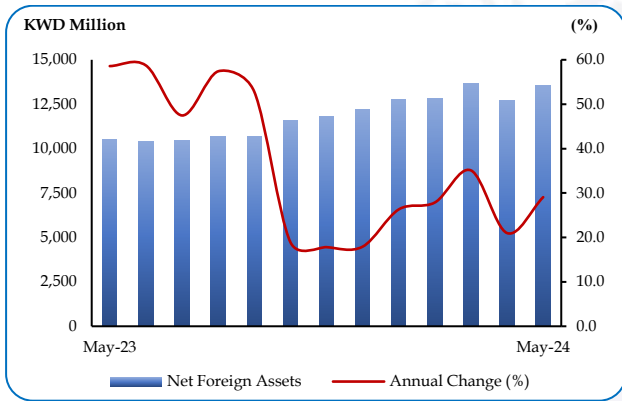
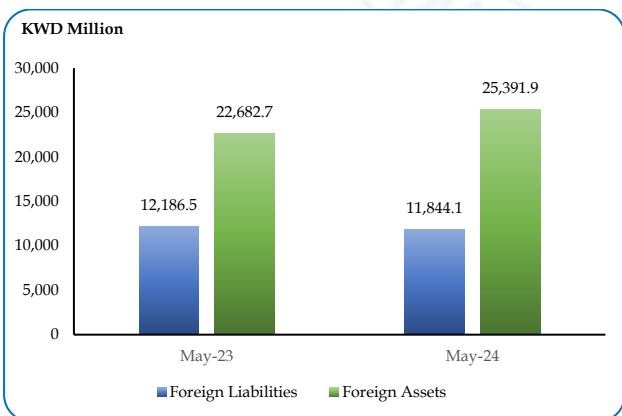


Figure (9): Foreign Assets & Liabilities in Local Banks



## 2. Sectoral Allocation of the Cash Portion of Credit Facilities to Residents:

The **utilized cash portion of the credit facilities to residents** increased by KWD 1.59 billion (3.4%) to KWD 48.44 billion at the end of May 2024 against KWD 46.86 billion at the end of the comparative month. The utilized cash of the credit facilities to businesses and personal credit facilities accounted for 73.2% and 26.8%, respectively, of the increase in the total utilized cash portion of the facilities extended to residents.

In more detail, the **utilized cash portion of credit facilities to businesses** (60.9% of the overall facilities to residents) increased by KWD 1.16 billion (4.1%) to KWD 29.52 billion at the end of May 2024 against KWD 28.36 billion at the end of the comparative month.

This increase was driven by the **rise in the utilized portion of credit** to real estate and construction (KWD 0.80 billion, i.e. 6.8%), trade (KWD 0.25 billion, i.e. 7.6%), non-bank financial institutions (KWD 0.23 billion, i.e. 18.9%), purchase of securities “individuals, companies and institutions” (KWD 0.34 billion, i.e. 11.1%), and loans to banks (KWD 0.26 billion, i.e. 31.7%).

Conversely, there was a **decline in the cash portion of credit** to industry (KWD 0.16 billion, i.e. 6.8%), crude oil & gas (KWD 0.19 billion, i.e. 9.2%), and other services (KWD 0.35 billion, i.e. 9.4%), in addition to a limited slowdown in agriculture & fishing and in public services by 2.1% and 1.6%, respectively at the end of May 2024 against the comparative month.

### 3. Residents' Deposits with Local Banks:

The **total residents' deposits** went up by KWD 0.98 billion (2.0%) to KWD 49.38 billion at the end of May 2024 against KWD 48.39 billion at the end of the comparative month. This rise was driven mainly by the **increase in private sector's deposits (resident)** by KWD 0.62 billion (1.6%) to KWD 38.44 billion at the end of May 2024 against KWD 37.82 billion at the end of the comparative month, as well as the **rise in government's deposits** by KWD 0.56 billion (13.5%) to KWD 4.67 billion at the end of May 2024 against KWD 4.11 billion at the end of the comparative month.

Figure (10): Government Deposits with Local Banks

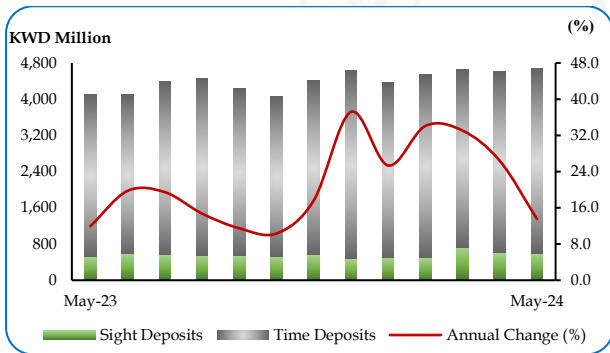
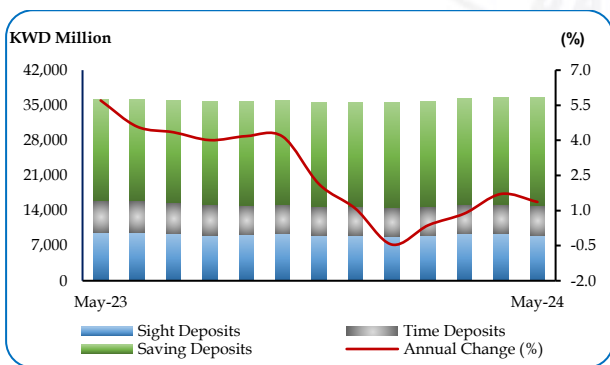


Figure (12): Private Sector's Deposits (Residents) in Local Currency



Moreover, **public institutions' deposits** decreased by KWD 0.20 billion (3.0%) to KWD 6.27 billion at the end of May 2024 against KWD 6.46 billion at the end of the comparative month.

Private sector's deposits are the main source of financing for local banks (43.5% of the local banks' total liabilities at the end of May 2024). On another front, government's deposits and public institutions' deposits accounted for 5.3% and 7.1% of the local banks' total liabilities, respectively, at the end of May 2024.

Figure (11): Public Institutions' Deposits with Local Banks

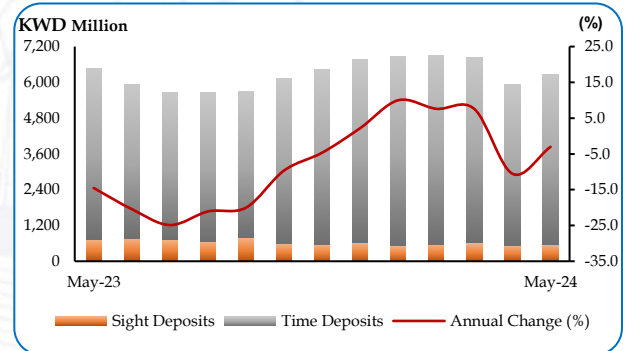


Figure (13): Private Sector's Deposits (Residents) in Foreign Currencies

